



<b>Project:</b>	<b>Type:</b>
<b>Prepared By:</b>	<b>Date:</b>

Driver Info		LED Info	
Type	Constant Current	Watts	39W
120V	0.33A	Color Temp	3500K (Warm Neutral)
208V	0.19A	Color Accuracy	82 CRI
240V	0.17A	R9	4.5
277V	0.15A	L70 Lifespan	100,000
Input Watts	39.50W	Lumens	4,970
Efficiency	99%	Efficacy	125.8 LPW

## Technical Specifications

### Listings

#### UL Listed:

Suitable for dry and damp locations.

#### DLC Listed:

This product is on the Design Lights Consortium (DLC) Qualified Products List and is eligible for rebates from DLC Member Utilities. DLC Product Code: PEQCR2G8

### Electrical

#### Driver:

Constant Current, Class 2, 120-277V, 50/60 Hz, 120V: 0.33A, 208V: 0.19A, 240V: 0.17A, 277V: 0.15A

#### Dimming Driver:

Driver includes dimming control wiring for 0-10V dimming systems. Requires separate 0-10V DC dimming circuit. Dims as low as 10%.

#### THD:

8.66% at 120V, 9.95% at 277V

#### Power Factor:

99.3% at 120V, 96% at 277V

#### Surge Protection:

2kV

### Construction

#### Ambient Operating Temperature:

-20°C (-4°F) to 40°C (104°F)

#### IC Rated:

Suitable for direct contact with insulation

#### Housing:

Sheet metal and extruded aluminum

#### Mounting:

Recessed into T-grid ceiling. Surface and recessed mounting kits available for drywall ceilings.

#### Reflector:

Aluminum with high reflectance white finish, optimized for uniform distribution.

#### Lens:

Frosted Polystyrene

#### Finish:

Formulated for high durability and long-lasting color

### Green Technology:

Mercury and UV free. RoHS-compliant components.

### LED Characteristics

#### LEDs:

Long-life, high-efficacy, discrete, surface-mount LEDs.

#### Lifespan:

100,000-hour LED lifespan based on IES LM-80 results and TM-21 calculations

#### Color Stability:

LED color temperature is warrantied to shift no more than 200K in CCT over a 5-year period

#### Color Uniformity:

RAB's range of CCT (Correlated Color Temperature) follows the guidelines of the American National Standard for Specifications for the Chromaticity of Solid State Lighting (SSL) Products, ANSI C78.377-2017.

### Sensor Specifications

#### Capacitance Load:

400VA at 120VAC, 800VA at 230VAC, 1000VA at 277VAC

## Technical Specifications (continued)

### Sensor Specifications

#### Operating Temperature:

-20°C to +60°C (-4°F to +140°F)

#### Relay:

Zero-cross relay

#### Maximum Mounting Height:

16.4 feet

#### Customizable Detection Area:

10, 50, 75 or 100%

#### Time Delay:

5s, 30s, 1min, 5min, 10min, 20min, 30min

#### Cut Off Period:

0s, 10s, 1min, 5min, 10min, 30min, 1hr, Bi-Level

#### Cut-Off Dimming level:

10, 20, 30, 50%

#### Cut-Off Power:

Less than 1W

#### Daylight Threshold:

About .2-5 fc for disabled

#### Sensor Principle:

High Frequency

#### Microwave Frequency:

5.8GHz +/- 75MHz

#### Microwave Power:

<0.2mW

#### Max Detection Range:

26 ft. diameter at 16 ft. mounting height

#### Detection Angle:

About 30 to 150 degrees

#### Remote Control:

Adjust settings using remote control (catalog# MVSREM). Only available with 0-10V dimming driver options. [Remote control available here.](#)

### Other

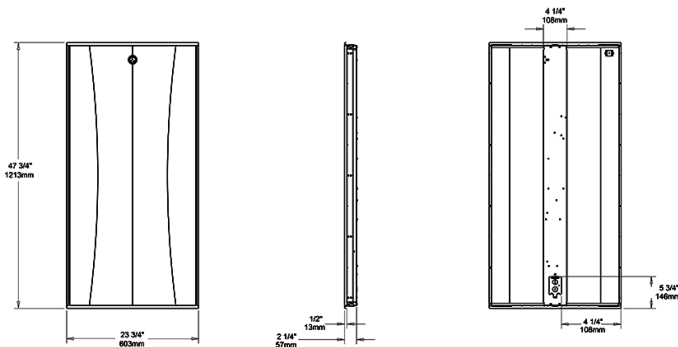
#### Warranty:

RAB warrants that our LED products will be free from defects in materials and workmanship for a period of five (5) years from the date of delivery to the end user, including coverage of light output, color stability, driver performance and fixture finish. RAB's warranty is subject to all terms and conditions found at [rablighting.com/warranty](http://rablighting.com/warranty).

#### Buy American Act Compliance:

RAB values USA manufacturing! Upon request, RAB may be able to manufacture this product to be compliant with the Buy American Act (BAA). Please contact customer service to request a quote for the product to be made BAA compliant.

## Dimensions









## Features

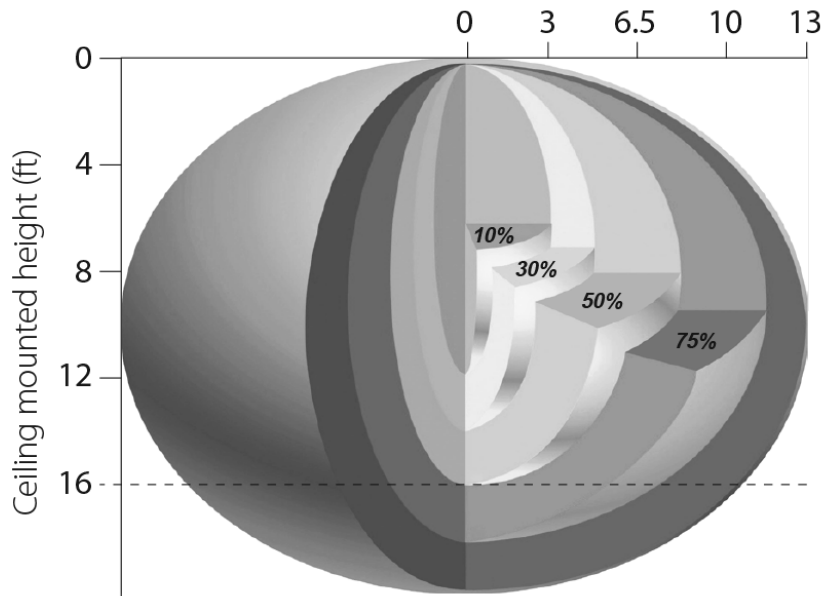
Contemporary LED centerbasket with direct/indirect illumination  
 Field-adjustable light output (3 discrete steps) - can be changed before, during or after installation  
 100,000-Hour LED lifespan

## Coverage Pattern

## MVS - Occupancy Sensor Detection Pattern

### Features

-  24-hour daylight monitoring dawn/dusk sensor
-  Tri-level dimming control based upon occupancy (*also known as corridor function*)
-  1-10V dimming control method
-  One-touch daylight learning via remote control
-  Zero crossing detection circuit reduces in-rush current and prolongs relay life
-  Loop-in and loop-out terminal for efficient installation



## Ordering Matrix

Family	Size		CRI/Color Temp	Driver	Controls	Options
SWISHFA-EDGE	2X4	–	835	U	/MVS	
	2X2 = 19/29/39W 2X4 = 29/39/49W		840 = 80 CRI, 4000K (Neutral) 835 = 80 CRI, 3500K (Warm Neutral)	U = 0-10V Dimming	Blank = No Option /MVS = Occupancy Sensor /LC = Lightcloud Controller /LCS = Lightcloud Sensor	Blank = No Option /E2 = Battery Backup