



LED retrofit downlights are perfect for updating existing recessed lighting without changing the fixture. Equivalent to 90W Par.

Color: White

Weight: 1.4 lbs

Project:	Type:
Prepared By:	Date:

Driver Info		LED Info	
Type:	Constant Current	Watts:	12W
120V:	0.11A	Color Temp:	3500K
208V:	N/A	Color Accuracy:	85 CRI
240V:	N/A	L70 Lifespan:	100000
277V:	N/A	Lumens:	824
Input Watts:	13W	Efficacy:	64 LPW
Efficiency:	93%		

Technical Specifications

Listings

UL Listed:

Suitable for damp locations.

ENERGY STAR® V2.0:

This product is ENERGY STAR® V2.0 qualified.

IESNA LM-79 & LM-80 Testing:

RAB LED luminaires have been tested by an independent laboratory in accordance with IESNA LM-79 and LM-80, and have received the Department of Energy "Lighting Facts" label.

Electrical

Driver:

Innovative integrated driver technology with 120V TRIAC and ELV dimming.

Surge Protection:

2.5KV

Construction

Lens:

Polycarbonate diffusion lens for smooth light output.

Compatibility:

Low-profile design for maximum compatibility with 6" incandescent recessed downlight housings.

Ambient Temperature:

Suitable for use in 40°C ambient temperatures.

Cold Weather Starting:

The minimum starting temperature is -22°F/-30°C.

Housing:

Professional-grade, die-cast aluminum construction.

Adapters:

Edison E26 medium base adapter included. GU24 socket adapter sold separately.

Installation:

Pre-installed Torsion springs and optional friction clips are both included to aid in attaching and securing the 6" DLED to the incandescent housing.

Finish:

Our environmentally friendly polyester powder coatings are formulated for high-durability and long-lasting color, and contains no VOC or toxic heavy metals.

Green Technology:

Mercury and UV free. RoHS compliant components. Polyester powder coat finish formulated without the use of VOC or toxic heavy metals.

LED Characteristics

Lifespan:

100,000-hour LED lifespan based on IES LM-80 results and TM-21 calculations.

LEDs:

High-output, long-life LEDs with 3 step binning and integrated driver technology.

Color Consistency:

3-step MacAdam Ellipse binning to achieve consistent fixture-to-fixture color.

Other

Equivalency:

12W replaces 90W Par.

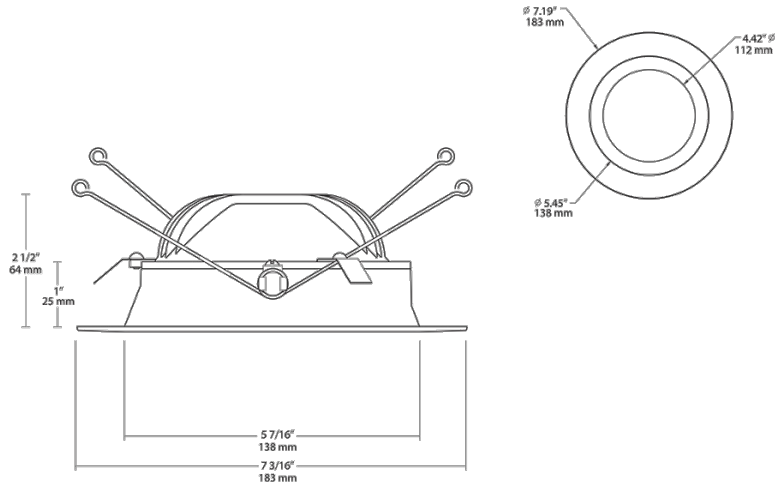
California Title 24:

DLED6R12 complies with 2013 California Title 24 building and electrical codes as a commercial indoor fixture for general spaces when used with a vacancy sensor and TRIAC dimming control. Select a vacancy sensor using catalog number LVS800. TRIAC dimmer provided by others.

Warranty:

RAB warrants that our LED products will be free from defects in materials and workmanship for a period of ten (10) years from the date of delivery to the end user, including coverage of light output, color stability, driver performance and fixture finish.

Dimensions

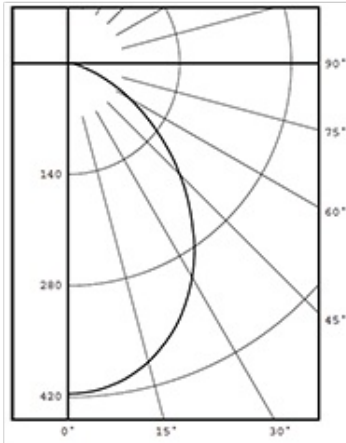


Features

- Low-profile enables compatibility with 6" housings
- UL Listed for damp locations
- Triac & ELV dimmable
- 10 year warranty

Photometrics

candlepower distribution

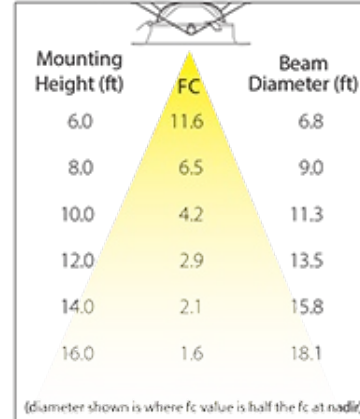


candela distribution

vertical deg.	candelas
0	416
5	413
15	389
25	342
35	276
45	198
55	122
65	59
75	18
85	4
90	0

LUMENS PER WATT: 63.9

cone of light



zonal lumen summary

zone	lumens	% fix.
0-30	306	37.1
0-40	477	57.9
0-60	740	89.7
0-90	824	100.0
90-180	0	0.0
0-180	824	100.0

luminance (candela/M²)

degrees	avg. luminance
45	17369
55	13150
65	8687
75	4384
85	3063

Ordering Matrix

Family	Size	Shape	Watts	Color Temp	Type
DLED	6 = 6"	R = Round	8 = 8W 12 = 12W	YY = 2700K (Residential Warm) Y = 3000K (Warm) YN = 3500K (Warm Neutral)	Blank = Without Baffle /BAF = With Baffle